







Berlin, 01. März 2008

Ergebnisse / Results

Mannschaft / Team

Platz	Verein Team	Land							Gesamt all around
			<u>Boden</u> Floor	<u>Pferd</u> Pommel Horse	<u>Ringe</u> Rings	<u>Sprung</u> Vault	<u>Barren</u> Parallel Bars	<u>Reck</u> Horizontal Bar	
1	Japan	JPN	42,150	38,500	42,050	45,500	40,300	42,450	250,950
2	Schweiz	SUI	41,600	39,900	41,650	44,650	41,850	41,200	250,850
3	Spanien	ESP	40,850	38,950	43,250	45,650	38,600	41,950	249,250
4	Weißrussland	BLR	39,550	41,500	41,000	44,200	40,400	40,500	247,150
5	Deutschland Mix I	GER	40,300	39,000	40,900	44,350	39,950	40,300	244,800
6	Pole France Lyon	FRA	39,450	40,150	39,250	44,400	40,800	40,600	244,650
7	Berlin	GER	40,450	39,600	39,250	42,550	40,200	38,850	240,900
8	Kanada	CAN	41,150	37,650	38,550	42,600	40,700	39,850	240,500
9	Belgien	BEL	38,650	39,450	37,700	43,000	39,550	40,750	239,100
10	Österreich I	AUT	38,200	37,550	40,700	44,100	38,450	39,500	238,500
11	Niederlande	NED	41,700	37,900	38,600	41,500	37,850	40,700	238,250
12	Portugal	POR	38,550	38,700	39,700	42,350	38,700	37,700	235,700
13	Litauen	LTU	39,450	37,500	39,350	41,600	38,550	38,800	235,250
14	Italien	ITA	39,950	37,300	39,600	40,500	39,300	37,650	234,300
15	KTV Chemnitz	GER	38,750	37,700	39,400	42,600	35,300	36,950	230,700
16	Iowa	USA	38,500	34,950	37,400	43,150	37,050	38,300	229,350
17	NKL Liestal	SUI	38,800	35,650	37,550	40,000	39,150	36,750	227,900
18	Pôle Espoir Avignon	FRA	40,050	35,900	38,050	39,400	38,650	35,800	227,850
19	Region PACA	FRA	38,800	36,400	37,250	43,750	35,250	36,100	227,550
20	SC Cottbus	GER	38,000	34,700	36,900	40,450	37,450	37,350	224,850
21	Australien	AUS	39,300	39,750	39,500	40,100	35,350	30,400	224,400
22	Vlaanderen	BEL	39,300	31,750	36,700	43,650	35,750	34,600	221,750
23	Polen	POL	37,950	29,300	38,850	41,800	35,650	37,750	221,300
24	O&O Zwijndrecht / TAG	NED	37,150	34,050	35,700	38,800	37,050	35,600	218,350
25	Österreich II	AUT	38,350	31,300	35,550	38,700	36,700	35,500	216,100
26	Slovenien	SLO	36,900	32,050	28,200	37,250	36,400	32,900	203,700
27	Finnland	FIN	37,150	35,500	23,600	40,050	33,300	24,050	193,650
28	Capital Gymnastics NTC of VA	USA	35,700	27,050	33,450	37,700	29,400	27,500	190,800